

ExpressTV

POWERED BY TIVO®



 **BUCKEYE**
BROADBAND

Streaming Shows

With your DVR, you can easily stream shows to your iOS® or Android® device using the TiVo app. (Streaming means watching a video directly from another device; there's no need to wait for the video to transfer or download before watching it.)



You can also extend your TiVo experience into other rooms in your home with the Media Player. The Media Player lets you watch live TV and stream recorded shows from your DVR.

The Discovery Bar and TiVo Suggestions

May we make a suggestion?

TiVo is the only entertainment experience that understands what you like because only a DVR with the TiVo experience keeps track of your programming likes and dislikes and make suggestions accordingly.

Give it a thumbs up (or down).

You can rate any show — whether it's live, recorded, or listed in the program guide - by pressing the THUMBS UP®  or THUMBS DOWN®  button on your remote. You can give a show up to three Thumbs Up (great!) or three Thumbs Down (terrible!). TiVo Suggestions uses these ratings to create a list of shows you might like. The more shows you rate over time, the better TiVo Suggestions will get at finding interesting shows for you.

It's the Discovery Bar.

The Discovery Bar appears at the top of most TiVo screens. What you'll see in the Discovery Bar depends on you! Often, the Discovery Bar displays ideas for shows you might like based on what shows you record and mark as your favorites. The Discovery Bar also displays lots of other great viewing options: popular shows or sports events that are playing on live TV, items from your My Shows list, TiVo Suggestions, new Buckeye Broadband On Demand shows, and more.



QuickMode™

It's not fast-forward, it's QuickMode!

QuickMode lets you watch a show 30% faster, while also letting you hear what everyone is saying. No chipmunks allowed.

QuickMode is available while you're watching a recorded show, or if you're "behind" live TV (for instance, if you have rewind a show that's airing live). Just press PLAY to bring up the status bar, then SELECT to start QuickMode. Press PLAY and SELECT again to watch at normal speed.

The TiVo® Experience

The TiVo experience instantly gives you total control of the TV programming you love, and much more. Your digital video recorder (DVR) also connects to the Internet and gives you access to an entire universe of On Demand movies, TV shows, and web videos (and you can stream shows from your DVR to every room in your home.).

Also, with six tuners and 150 hours of HD recording capacity (enough for 300 episodes of "Modern Family"), you can say goodbye to recording conflicts.

Press the TiVo button on your TiVo remote control to get to the TiVo Central® screen, the starting point for all of TiVo's amazing features.

For help using your DVR, visit buckeyebroadband.com/expressstv.

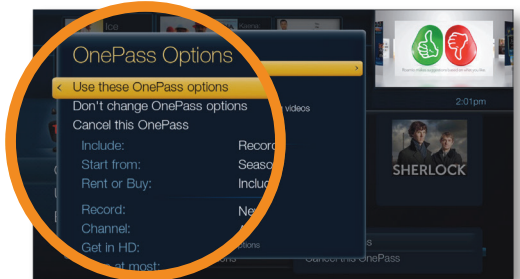


OnePass

Your ticket to limitless entertainment.

OnePass gathers every episode of a series available anywhere and adds them all right to your My Shows list. Now you can watch a series from beginning to end, or start on any episode or season you want. If it's not available on TV or Buckeye Broadband On Demand, OnePass fills in the gaps with episodes from providers like Hulu and HBO GO.

To create a OnePass, find a show you want to watch, then choose "Create a OnePass."



My Shows

Find. Watch. Repeat.

All of your recordings and streaming videos appear in the My Shows list. To get to the My Shows list from any menu screen or from live TV, just press the TiVo button twice. (Just press it once if you're already on the TiVo Central screen.)

The My Shows list includes categories that make it easy to find what you want to watch fast. Want to see all the kids' shows you've recorded? Select Kids. Or lists of TV shows or movies that don't include kids' shows? Select TV Series or Movies. Plus, 'Video Providers' takes you right to all of your Buckeye Broadband On Demand options.



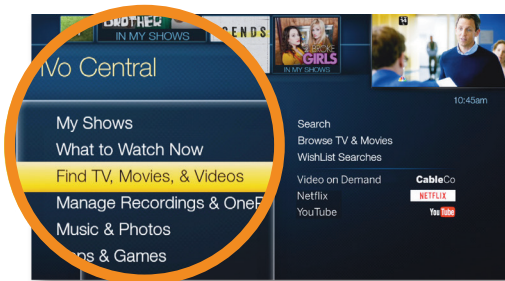
Bring all your entertainment together

Get all your shows, movies, and more from one simple and easy-to-navigate menu. Just click the TiVo button on your remote and a world of entertainment is at your fingertips.

Seek and you shall find!

Only the TiVo experience offers a fully integrated search. No other device instantly scans across all TV programming, available On Demand libraries and the web to find exactly what you want. It's like an entertainment search engine presenting you with a list of great options, so there's almost nothing you can't start watching in seconds.

Search by show title, episode title, show description, or person name (actor, director, etc.). The TiVo service searches upcoming TV shows and movies and Buckeye Broadband On Demand offerings all at the same time. You can even search for a particular channel by its network name or call sign (e.g., ABC or ESPN).



Take a shortcut to great shows.

So many channels, so little time! TiVo's "What to Watch Now" immediately presents you with the programming you most enjoy without surfing channels or browsing a guide.

"What to Watch Now," helps you sort through your viewing options by showing you what's available right now in an easy-to-use format. Choose from popular TV shows currently airing on live TV, to live sports events, to movies, to TiVo Suggestions, and more! Just select "What to Watch Now" from the TiVo Central screen to get started.

TiVo is all about pleasant discoveries.

Finding the things you love is a snap with a WishList® search. Have a subject, title, actor or director you're curious about? Just set up a WishList search and your TiVo box will search all your programming 24/7/365 and record it for you.

The TiVo Whole-Home Solution

The TiVo Whole Home Solution delivers TV plus streaming video services like Hulu and YouTube to just about anywhere in your home.

A Media Player lets you stream shows from your DVR to another TV location.



Be in control with the all-powerful TiVo app

Easily stream shows to your iPad or other mobile device using the TiVo app. (Bonus: The TiVo app also lets you schedule recordings, control live TV, search for shows and more, right from your mobile device!) Download the free TiVo app from the App Store.

- Watch live TV or recorded shows on your mobile device*
- Schedule recordings from anywhere
- Browse current listings and **What to Watch Now**
- Manage **OnePass** selections and the **To Do List**.



* Requires compatible TiVo hardware and an iOS or Android device running current software. To stream live TV or recorded shows, your mobile device must be connected to the same home network as your DVR. Some shows cannot be downloaded due to the copy protection assigned them by the program provider.

TiVo Remote Control

The **TiVo button** takes you to the TiVo Central® screen, the starting point for all your TiVo features and settings.

If programmed, **TV Pwr** turns your TV on or off.

Use **Input** to select the input (such as TiVo box, DVD player, game system) your TV displays.

Back goes back to the previous screen (in certain apps).

Guide takes you to the program guide, where you can find shows to watch or record. Press it again to see filtered views.

If programmed, **Vol** and **Mute** control the volume on your TV or A/V receiver.

Use the **Thumbs Up** and **Thumbs Down** buttons to rate shows and collections for TiVo Suggestions.

Play starts playing a show from the My Shows list.

Rewind rewinds a show. Press it up to three times for three speeds.

Replay repeats the last eight seconds of the show. Press and hold to jump to the beginning of a show.

The **A B C D** buttons sort and filter views. Look for the onscreen tips.

Slow plays a show in slow motion.

Clear removes the display of the info banner or program guide, and deletes titles from the My Shows or To Do list.

Live TV takes you to live TV. If you're watching live TV, use it to cycle through the tuners.

Info shows the info banner while watching live TV; press it again to make it disappear.

Press **Select** to choose menu items or, when watching live TV, to bring up the Mini Guide.

Use **Zoom** to change aspect ratio of shows on your TV.

Use the **arrow buttons** to navigate the TiVo menus and the program guide. When watching a recording, press the left arrow to stop and return to the program information screen.

Use the **Ch Up/Down** buttons to change the channel and to page up or down while in the program guide or TiVo menus.

Press **Rec** to start recording the show you're watching, or to set up a recording for a show selected in the program guide.

Fast-Forward fast-forwards through a show. Press it up to three times for three speeds.

Pause freezes a show. Press it again to resume playing.

Advance moves forward in 30-second increments; press and hold to jump to the end of the show. Or, press Advance to jump to the next tick mark when fast-forwarding or rewinding.

Enter/Last returns you to the last channel tuned to in live TV.

On Demand takes you to Buckeye Broadband On Demand.



To program your TiVo remote, press the TiVo button to go to the TiVo Central screen. Then select Settings & Messages, then Settings, then Remote, CableCARD, & Devices, then Remote Control. Follow the easy on-screen instructions.

Write your TiVo Service Number (TSN) for your DVR and Media Players, and the Modem Preshared Key (Network Password) below.

DVR TSN# _____

MP TSN# _____

MP TSN# _____

Modem Preshared Key _____

Got questions? Here's how you can always find answers:

- Visit buckeyebroadband.com/expresstv for additional information, Help Videos, FAQs, troubleshooting, and access to the full TiVo Service Guide.
- Use the Help screens on your DVR. Go to Settings & Messages > Help.
- Call Buckeye Broadband at 419.724.9800 or 419.627.0800 in Erie County.



buckeyebroadband.com/expresstv