



Watch TV
(no TV necessary).

Now your TV goes where you go.

You did it! You got StreamTV powered by Buckeye Broadband. This guide will show you how to get the most out of your brand new StreamTV experience, including how to get started, browse, search, record, set parental controls, and much more.



Access your favorite live, recorded, and on-demand shows, movies, and sports by downloading the StreamTV app on iOS and Android smartphones and tablets, Amazon Fire TV, Apple TV, Android smart TVs and players (e.g., Nvidia Shield) or by visiting StreamTV.BuckeyeBroadband.com on most web browsers.

Quick tips to get started

01

SIGN UP

To order StreamTV, call us at **419.724.9800**. Once you've signed up, your myBuckeye username and password will be sent to your email. If you forget your password, you can always reset it.

02

DOWNLOAD
THE APP

Install the app from the App Store on Apple, the Play Store on Android, or by searching for StreamTV on Fire TV. You can also visit StreamTV.BuckeyeBroadband.com to watch StreamTV online. Sign in to the app with your myBuckeye username and password.

03

FIND SOMETHING
TO WATCH

You'll like how StreamTV is organized across Guide, Shows, Movies, Search, and Profile. We've consolidated all of the different ways that you can watch your favorite content (live, on-demand, or recorded) so that you don't have to go to different places to get what you want.

Extended Product Features



24/7 Support

Buckeye Broadband is here to help. If you ever experience any difficulty with StreamTV, contact us at **419.724.9800** or BuckeyeBroadband.com/StreamTV



Parental Controls

Create a PIN from inside the StreamTV app to enable parental controls. When activated, the PIN must be entered each time mature content is played.



Personalization

Each member of the household should create a separate profile so that StreamTV can start giving tailored recommendations and help you resume watching your favorite shows and movies.



Out of Home

You can watch your recordings and some of your channels when you're on the go. You can also set recordings from your phone.



Voice Control

For most of the ways that you can watch StreamTV on your TV, you'll have voice search and navigation built right into your remote. Try it out a few times to get used to it!



Universal Search

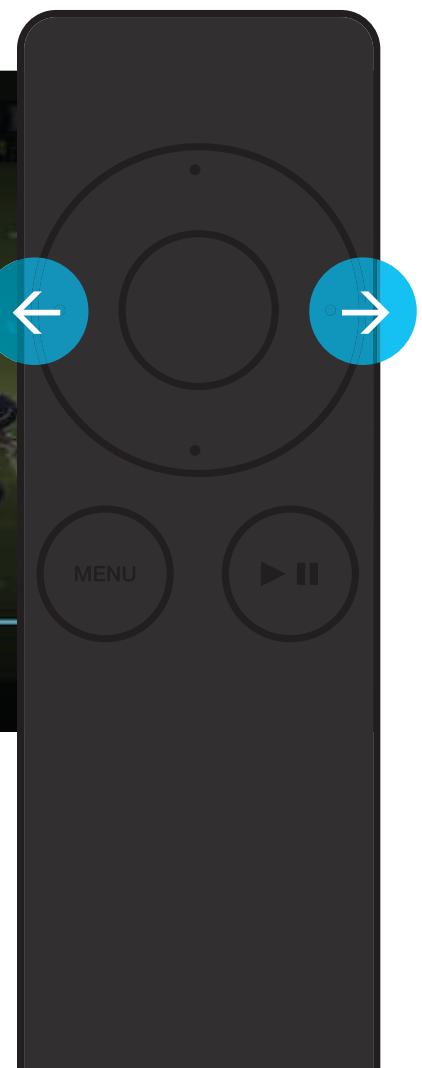
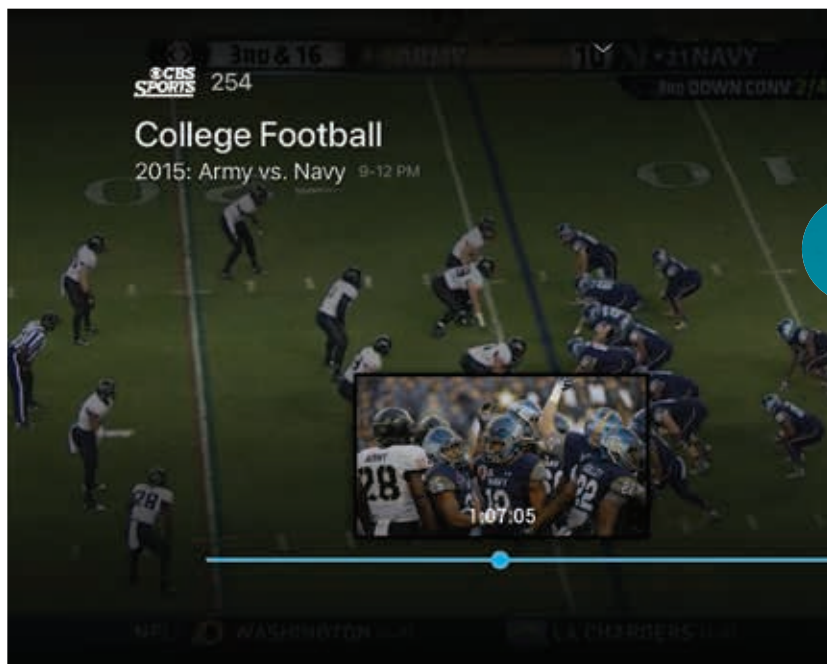
Are you already subscribed to a streaming service like Netflix or Amazon? From voice search to featured content, you'll start to see your content, regardless of what service it comes from, all in one place.

Media Player & Remote

Play, pause, seek, and change channels.

When viewing the video player, you can open controls to play/pause, seek, and more by pressing the 'Select' button on your remote. You can also use the 'Select' button to enable closed captions and other accessibility settings.

You can change channels by choosing the left or right directional controls on your remote control.



How To

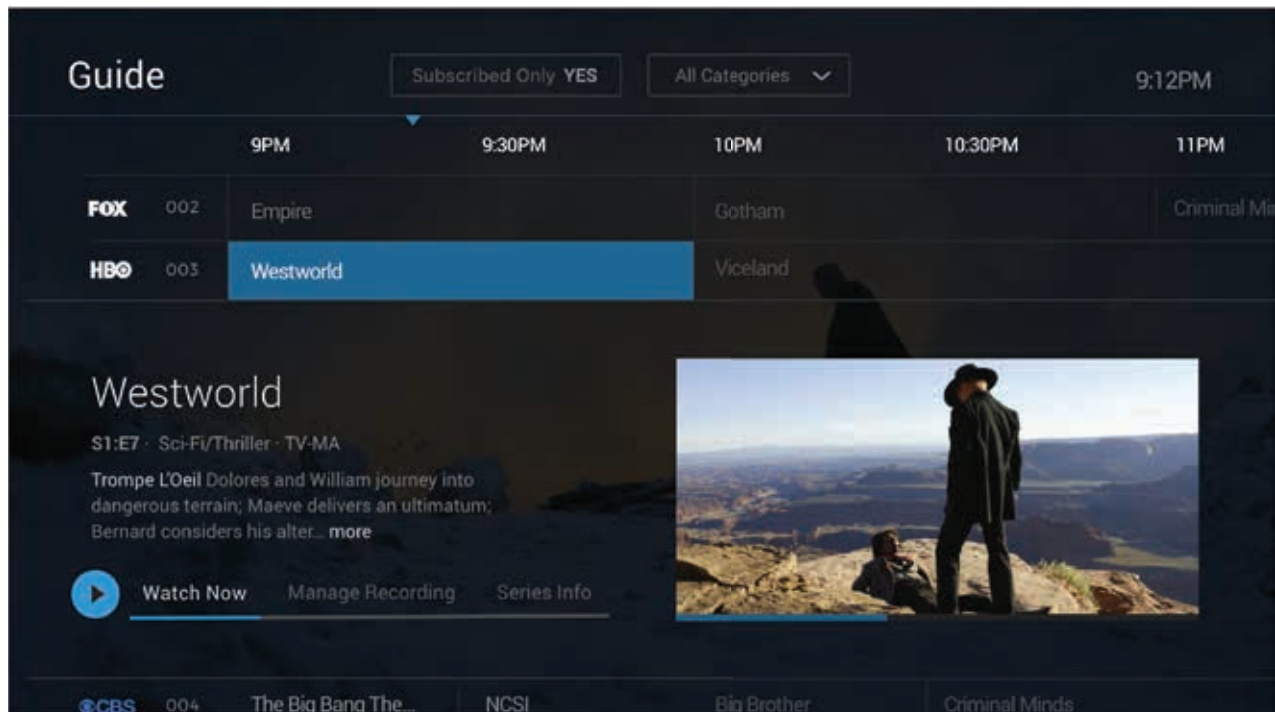
THE GUIDE

Browse the Guide

The guide is a channel-based way to browse live and upcoming content. You can filter content by movies, sports, news, kids, and more.

When you select a program, you'll see a quick view with the description and other information as well as a mini player. Inside the quick view, you can also set recordings as well as go to the full show or movie details page.

Also, many channels allow 3 days of recorded programming, so if you missed your favorite show and forgot to record it, you can navigate backwards in the guide to watch programs that have already aired.



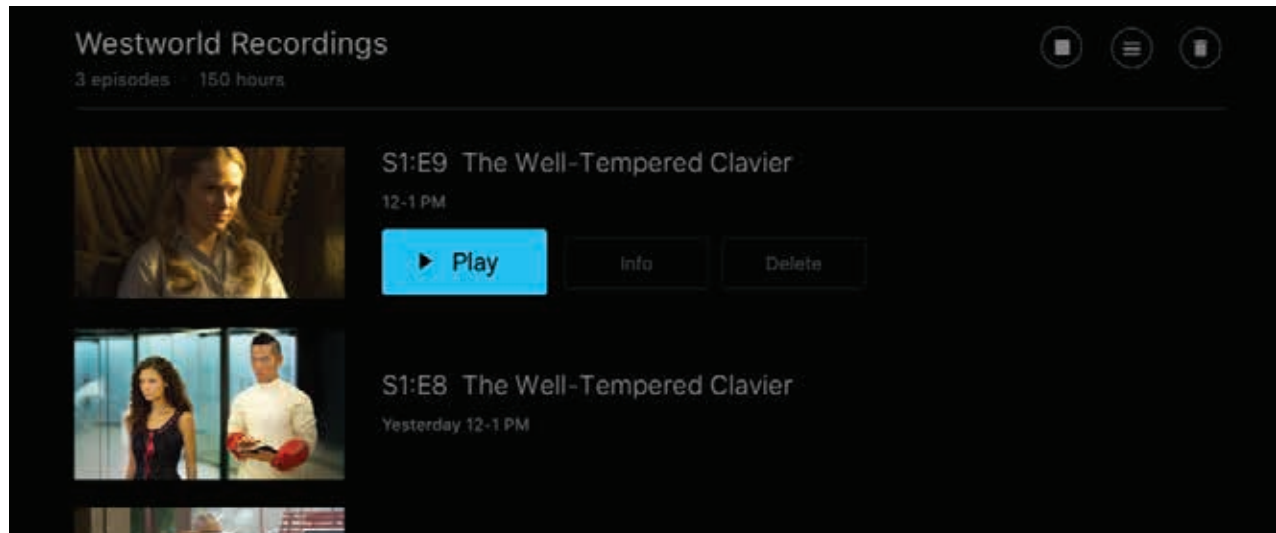
BROWSE AND SEARCH



Quickly find what you want to watch

You'll see shows and movies featured across different categories with the ability to pick up watching where you left off on previously watched content. You'll also get personalized recommendations based off of your watch history, with hand-picked favorites from our staff, as well as top content by genre.

You can also search by title to see results across live, on-demand, and upcoming content. If you have Alexa, try using the StreamTV Alexa skill to search using your voice.



SET AND MANAGE RECORDINGS

Set it now, watch it later

You can set a recording inside of the quick view as well as the full content details page for any live or upcoming content. You can also set a series recording to automatically record new episodes as they air. This includes options to record only specific channels, only new episodes (no re-runs), and options to extend the recording time.

From the Profile section, you can also access all of your recordings to either watch, change recording options, or delete recordings if you're running out of space. If you record a lot of content, you can buy more space at any time.

StreamTV

POWERED BY  BUCKEYE BROADBAND



ExSTREAMly Easy.



ExSTREAMly Portable.



ExSTREAMly Limitless.



CONTACT US FOR SUPPORT

Customer Service Representatives are available 24/7 to answer any questions you may have.

419.724.9800

BuckeyeBroadband.com